




Right side page (odd numbers)

Blue lines indicates the 8.25 x 11 page 

Yellow line indicates the area that is reserved for milling and binding (.25"). There has to be enough picture/color (but not something critical like a person) to go into the gutter if it bleeds. Be sure pictures do not split in a critical area (person's face). Do not jump the gutter in the middle of words. Otherwise there should not be anything in this space. 

Green lines indicated the "Live" area (the area inside the margins) All copy should be within this area. This shows the minimum margin of .25". You may use any margin (.375", .5" etc.) you want. In fact the wider margins look a little better on a perfect bind mag. 

Red line indicates bleed area (an additional .125" past the 8.25x11 page. 

